




Relays, Contactors & Switches > Switches > Slide Switches



Configuration (Pole-Throw): **Double Pole - Double Throw**

Slide Switch Mounting Angle: **Right Angle**

Contact Base Material: **Copper Alloy**

Number of Actuators: **Single**

Number of Slide Switch Positions: **2**

Features

Product Type Features

Threaded Case	Without
Grade	Telecom
Switch Type	Slide
Product Type	Switch
Switch Style	Auto-Insertable
Terminal Configuration	Standard
Actuator Style	Flush, Top

Configuration Features

Configuration (Pole-Throw)	Double Pole - Double Throw
Number of Actuators	Single
Number of Slide Switch Positions	2
Operating Function	On On

Electrical Characteristics

Slide Switch Voltage Rating (VAC)	115
-----------------------------------	-----

Slide Switch Voltage Rating (VDC)	28
-----------------------------------	----

Body Features

Actuator Material	Nylon
Actuator Color	White

Contact Features

Contact Base Material	Copper Alloy
Slide Switch Contact Current Rating	.3 A
Switch Contact Plating Material	Silver

Termination Features

Termination Type	PC
------------------	----

Mechanical Attachment

PCB Mount Retention	Without
Slide Switch Mounting Angle	Right Angle
Slide Switch Mounting Type	Surface Mount

Dimensions

Actuator Length	2.79 mm[.11 in]
Width	7.37 mm[.29 in]
Length	10.16 mm[.4 in]

Identification Marking

Stamped Marking	With
-----------------	------

Industry Standards

UL Flammability Rating	UL 94V-0
------------------------	----------

Packaging Features

Packaging Method	Tube
------------------	------

Other

Comment	Tape Seal, Closed (Sealed) Case
---------	---------------------------------

Product Compliance

[For compliance documentation, visit the product page on TE.com>](#)

EU RoHS Directive 2011/65/EU	Not Yet Reviewed
EU ELV Directive 2000/53/EC	Not Yet Reviewed

China RoHS 2 Directive MIIT Order No 32, 2016

Restricted Materials Above Threshold

EU REACH Regulation (EC) No. 1907/2006

Current ECHA Candidate List: JUNE 2022 (224)

Candidate List Declared Against: JUL 2017 (174)

SVHC > Threshold:

Not Yet Reviewed

Halogen Content

Not Low Halogen - contains Br or Cl > 900 ppm.


Solder Process Capability

Reflow solder capable to 245°C


Product Compliance Disclaimer

This information is provided based on reasonable inquiry of our suppliers and represents our current actual knowledge based on the information they provided. This information is subject to change. The part numbers that TE has identified as EU RoHS compliant have a maximum concentration of 0.1% by weight in homogenous materials for lead, hexavalent chromium, mercury, PBB, PBDE, DBP, BBP, DEHP, DIBP, and 0.01% for cadmium, or qualify for an exemption to these limits as defined in the Annexes of Directive 2011/65/EU (RoHS2). Finished electrical and electronic equipment products will be CE marked as required by Directive 2011/65/EU. Components may not be CE marked. Additionally, the part numbers that TE has identified as EU ELV compliant have a maximum concentration of 0.1% by weight in homogenous materials for lead, hexavalent chromium, and mercury, and 0.01% for cadmium, or qualify for an exemption to these limits as defined in the Annexes of Directive 2000/53/EC (ELV). Regarding the REACH Regulations, TE's information on SVHC in articles for this part number is still based on the European Chemical Agency (ECHA) 'Guidance on requirements for substances in articles' (Version: 2, April 2011), applying the 0.1% weight on weight concentration threshold at the finished product level. TE is aware of the European Court of Justice ruling of September 10th, 2015 also known as O5A (Once An Article Always An Article) stating that, in case of 'complex object', the threshold for a SVHC must be applied to both the product as a whole and simultaneously to each of the articles forming part of its composition. TE has evaluated this ruling based on the new ECHA "Guidance on requirements for substances in articles" (June 2017, version 4.0) and will be updating its statements accordingly.

Compatible Parts



TE Part # 2-1825011-1
ASF4204=4PDT AUTOSLIDE




TE Part # 2-1825011-4
ASF42RG04=4PDT AUTOSLIDE



TE Part # 1825011-2
ASF22G04=DPDT AUTOSLIDE



TE Part # 1825011-8
ASF22LTR04=DPDT AUTOSLIDE



TE Part # 1825011-1
ASF2204=DPDT AUTOSLIDE

Also in the Series | [Alcoswitch ASE/F](#)



Documents

Product Drawings

[ASF22L=AUTOSLIDE DPDT SURFACE](#)

English

CAD Files

Customer View Model

[ENG_CVM_CVM_6-1437581-1_L1.3d_igs.zip](#)

English

Customer View Model

[ENG_CVM_CVM_6-1437581-1_L1.3d_stp.zip](#)

English

Customer View Model

[ENG_CVM_CVM_6-1437581-1_L1.2d_dxf.zip](#)

English

3D PDF

3D

By downloading the CAD file I accept and agree to the [Terms and Conditions](#) of use.

Datasheets & Catalog Pages

[SWITCHES_CORE_PROGRAM_CATALOG](#)

English